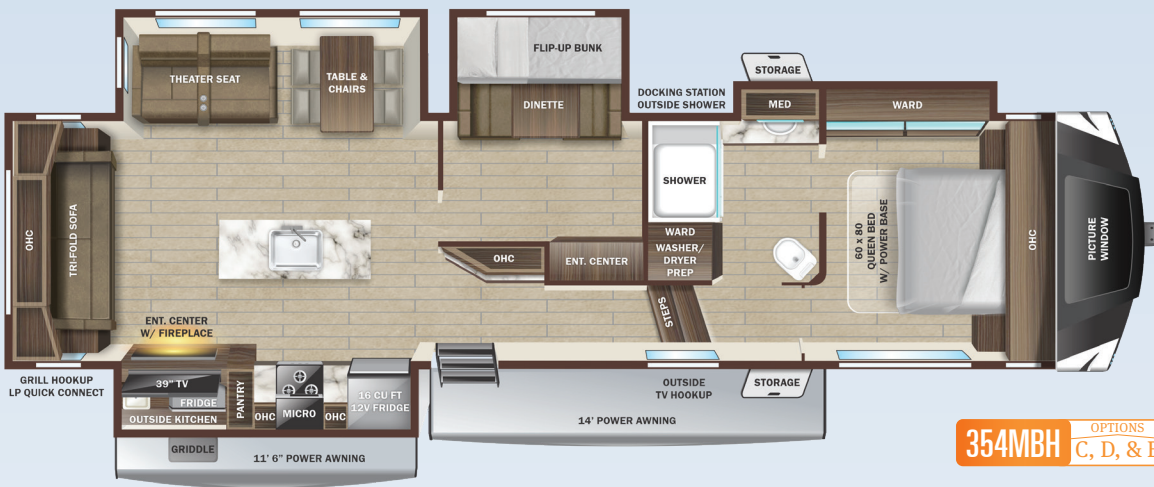
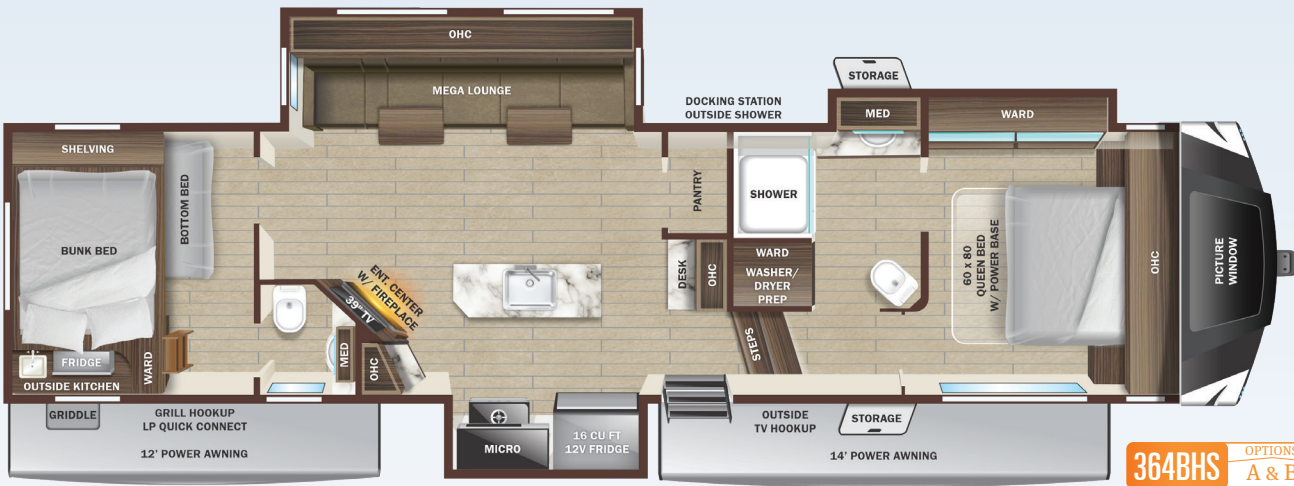


**264RLS**




**354MBH** OPTIONS C, D, & E




**364BHS** OPTIONS A & B


- A**




THEATER SEATS WITH BOOTH DINETTE OPTION
- B**




THEATER SEATS WITH TABLE AND CHAIRS OPTION
- C**



DINETTE OPTION
- D**



REAR TABLE AND CHAIRS WITH MEGA LOUNGE
- E**



TRI-FOLD SOFA OPTION (BUNKROOM)

## STANDARD INTERIOR EQUIPMENT

- » 16 cu. ft. 12V refrigerator
- » 60" x 80" residential queen bed with adjustable power base
- » 75 lb. ball bearing drawer guides
- » Cable and satellite prep
- » Flush floor slides with residential vinyl flooring
- » Hardwood cabinet doors
- » Hardwood slideout fascia
- » Large oven and 3-burner range with flush mount glass cover
- » LED interior lighting
- » Observation camera prep
- » Residential microwave
- » Roller blackout night shades
- » Theater seating with power recline
- » Wall controlled power vent (kitchen/living room area)
- » Washer/dryer prep

## STANDARD EXTERIOR EQUIPMENT

- » 100" wide body frame
- » 2" receiver hitch
- » 3-20 lb. LP bottles
- » 50 amp service
- » ACCU-SLIDE™ slide system (42" deep 4-corner compression)
- » Battery disconnect switch
- » Brass hanger bushings with wet bolts
- » Equa-Flex® axle suspension
- » Exterior grill/griddle quick connect port
- » Laminated block foam floor
- » LevelLoc™ - 4 point automatic leveling with JT's Strong Arms®
- » PVC roofing membrane (limited lifetime warranty)

- » Rear roof access ladder
- » Self-adjusting electric brakes
- » Spare tire
- » TuffShell™ -vacuum bonded laminated construction, reinforced with heavy-duty fiberglass and welded aluminum frames
- » Xtend Solar I Package (1-200 watt solar panel with 30 amp controller)

## EXECUTIVE PACKAGE (MANDATORY)

- » 100" wide body frame
- » Cutting board and sink strainer
- » Dome style digital TV antenna with Wi-Fi prep
- » Interior convenience center light
- » JBL® Aura Cube stereo with Bluetooth® and miZONE™ technology
- » JBL® Premium indoor and outdoor mutlizon speakers
- » Keyed-Alike® entry and baggage doors
- » LED HDTV
- » Marine grade exterior speakers (2)
- » Painted fiberglass front cap with LED lighting and automotive tinted window
- » Power awning with LED lighting
- » Quick recovery gas/electric water heater
- » Quick release fresh water drain
- » Residential high-rise faucet with pull-down sprayer
- » Single basin stainless steel under-mount kitchen sink
- » Solar prep
- » Solid swing-down entry steps
- » Solid-surface kitchen countertops
- » Stainless steel appliances
- » TravelLINK® - Smart RV system that allows for Bluetooth® control of awnings, lighting, slideouts, heating, cooling and more
- » USB/12V charging port

## FOUR SEASON PACKAGE (MANDATORY)

- » Double insulated baggage doors
- » Ducted heat to underbelly with cold air return
- » Enclosed cable operated gate valves
- » Enclosed exterior docking station with black tank flush
- » Heated and enclosed underbelly
- » High performance furnace
- » R-38 reflective foil insulation in ceiling and underbelly
- » R-9 block foam insulation in sidewalls

## OPTIONS

- » Xtend Solar II Package (2-200 watt solar panels with 30 amp solar controller and 1800 watt inverter) (Replaces standard Xtend Solar I Package)
- » 15,000 BTU ducted 2nd A/C
- » BBQ grill
- » Booth dinette with theater seating (N/A 264RLS)
- » Booth dinette with theater seating ipo standard Mega Lounge sofa (364BHS)
- » Frameless dual pane windows
- » Generator prep-LP
- » Main bedroom TV- 32"
- » Observation camera
- » Slideout awning covers
- » Tri-fold sofa in bunkroom (354MBH)
- » Wall controlled power vent - bathroom
- » Wi-Fi router

## SPECIFICATIONS

May Include Estimated Values

	264RLS	354MBH	364BHS
Unloaded Vehicle Weight (lbs.)	9,680	11,310	11,315
Dry Hitch Weight (lbs.)	1,830	2,205	2,245
Gross Vehicle Weight Rating (GVWR)	11,500	13,500	13,500
Cargo (Gross)	1,820	2,190	2,475
Exterior Length (Pin to Rear)	31' 9"	38' 5"	38' 10"
Exterior Length (Overall)	32' 6"	39' 2"	39' 7"
Exterior Height	12' 9"	12' 8"	12' 11"
Exterior Width	8' 4"	8' 4"	8' 4"
Exterior Width (Slides Out)	13' 11"	13' 11"	13' 11"
Interior Height (Upper Deck)	6' 4"	6' 4"	6' 4"
Interior Height (Lower Deck)	8' 5"	8' 2"	8' 2"
Fresh Water Capacity (Gal.)*	81	81	81
Gray Waste Water Capacity (Gal.)	97	97	97
Black Waste Water Capacity (Gal.)	40	40	80
LP Capacity (lbs.)	60	60	60
Tire Size	16"	16"	16"
Awning Size	16'	16', 11' 6"	14'

\*Includes Water Heater

### LOCAL DEALER INFO

TO LEARN MORE VISIT  
[openrangerv.com](http://openrangerv.com)



Highland Ridge RV – Part of the Jayco Family of Companies



Due to continual research and advances, manufacturer reserves the right to change specifications, design, price, and equipment without notice, and assumes no responsibility for any error in the literature. Some items shown are not included as standard or optional equipment.