

OPEN RANGE 3X

2026 FIFTH WHEELS



40.6411° N, 110.1102° W
Vernal, Utah



Freedom to Explore





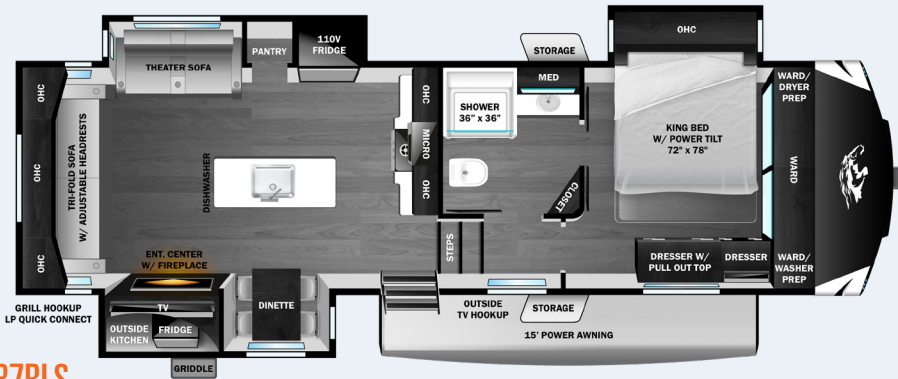
2026 Open Range 3X 390TBS FW

3X FIFTH WHEEL – FLOORPLAN OPTIONS

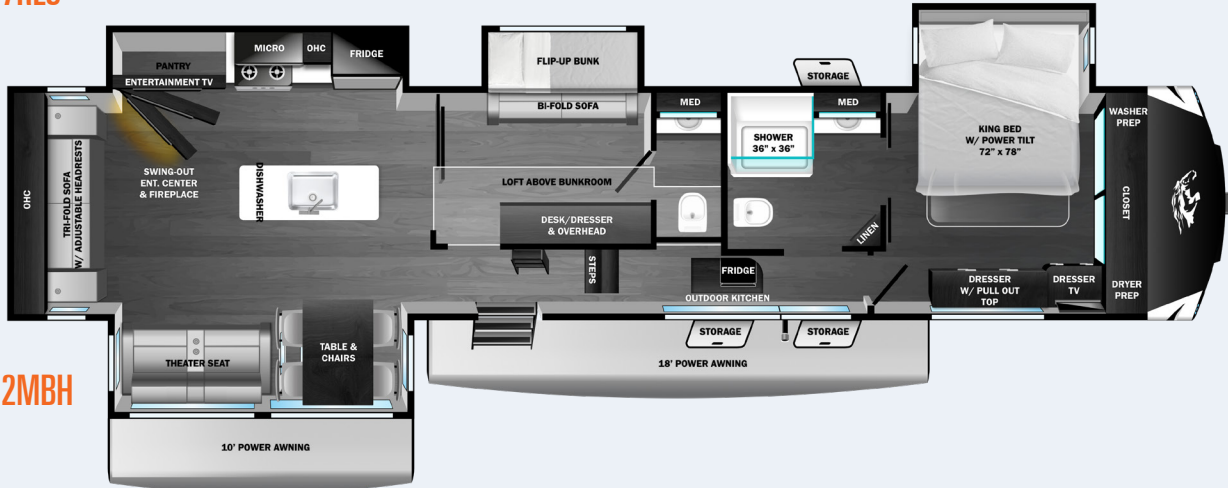


20 cu. ft. 12V Refrigerator with Ice Maker
(Available on All Floorplans Shown)

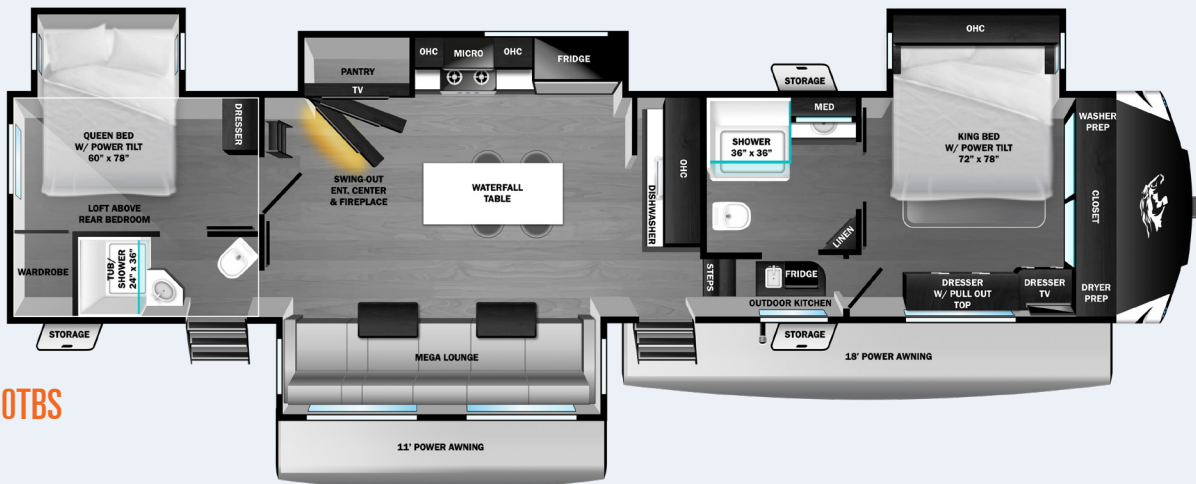
287RLS



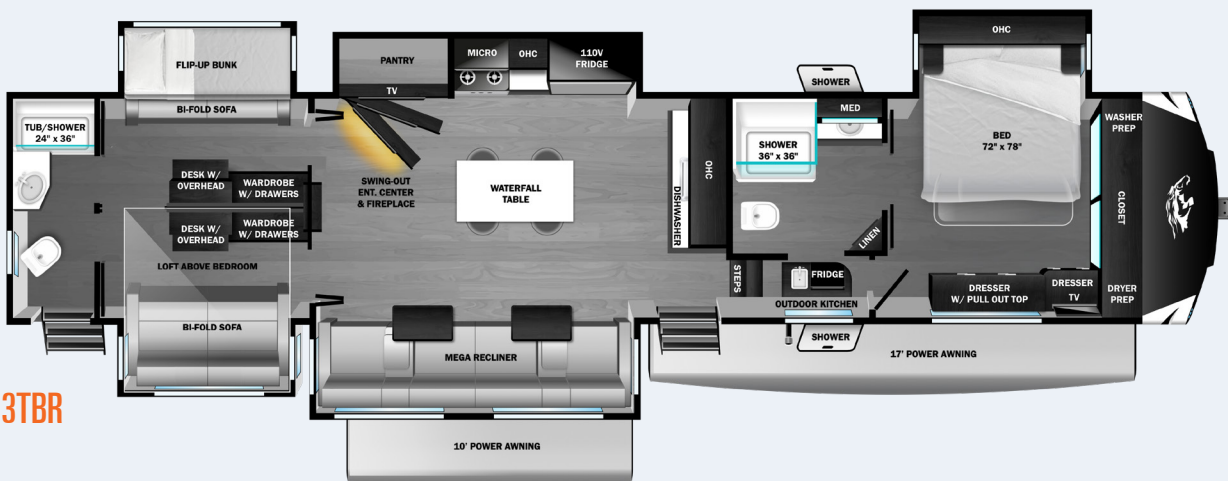
372MBH



390TBS



393TBR



STANDARD INTERIOR EQUIPMENT

- » 72" x 78" residential king bed with power base
- » 75 lb. ball bearing drawer guides
- » 9" 3 layer firm/soft option residential mattress
- » Cable and satellite prep
- » Central vacuum
- » Ceramic subway tile backsplash
- » Fiberglass shower base
- » Flip down night stands on bed slideout fascia
- » Flexible reading lights with USB chargers
- » Flush floor slides with residential vinyl flooring
- » GE 21 cu. ft. residential refrigerator
- » GE 3.75 cu. ft. freestanding oven and 4-burner range
- » GE 30" OTR residential microwave
- » Glass shower door
- » Hardwood ceiling soffit
- » Hardwood slideout fascia
- » Large hidden pantry
- » LED interior lighting
- » Pet/child screen guard on screen door
- » Porcelain lavatory bowl with single lever faucet
- » Rainfall kitchen sink with produce and glass rinser
- » Raised panel hardwood cabinet doors
- » Screen shot (automatic screen door closer)
- » Solid surface lavatory top
- » Solid surface waterfall island
- » Square windows with intergraded blinds
- » Table and 4 chairs
- » Theater seating with power recline
- » Wall controlled power vent (kitchen/living room area)
- » Washer/dryer prep

STANDARD EXTERIOR EQUIPMENT

- » 60K BTU on demand hot water heater
- » 102" wide body frame
- » 2" Receiver hitch (n/a 390TBS)
- » 2-40 lb. LP bottles
- » 4000 MORryde® Suspension

- » 50 amp service
- » ACCU-SLIDE™ slide system (42" deep 4-corner compression)
- » Battery disconnect switch
- » Brass hanger bushings with wet bolts
- » Equa-Flex® axle suspension
- » Exterior grill/griddle quick connect port
- » H-rated steel belted radial tires
- » Intergraded aluminum hub rims
- » Laminated block foam floor
- » LevelLoc™ - 4 or 6 point automatic leveling with JT's Strong Arms®
- » PVC roofing membrane (limited lifetime warranty)
- » Rear roof access ladder
- » Self-adjusting electric brakes
- » Spare tire
- » Square frameless windows
- » TuffShell™ - vacuum bonded laminated construction, reinforced with heavy-duty fiberglass and welded aluminum frames
- » Xtend Solar I Package (1-200 watt solar panel with 30 amp controller)

EXECUTIVE PACKAGE (MANDATORY)

- » 3-15,000 BTU A/C with quiet residential return air
- » Cutting board and sink strainer
- » Dome style digital TV antenna with Wi-Fi prep
- » Interior convenience center light
- » Keyed-Alike® entry and baggage doors
- » Main bedroom TV - 32"
- » Motion sensor lighting in bedroom and hallway
- » Painted fiberglass front cap with LED lighting
- » Power awning with LED lighting
- » Quick recovery gas/electric water heater
- » Quick release fresh water drain
- » Residential high-rise faucet with pull-down sprayer
- » Security camera prep above entrance door
- » Single basin stainless steel under-mount kitchen sink

- » Smart entertainment HDTV with Bluetooth®, soundbar and built in stereo
- » Solid swing-down entry steps
- » Solid-surface kitchen countertops
- » Stainless steel appliances
- » TravelLINK® - smart RV system that allows for Bluetooth® control of awnings, lighting, slideouts, heating, cooling and more
- » USB/12V charging port

FOUR SEASON PACKAGE (MANDATORY)

- » 2.625" sidewall, 50% thicker wall with 3/4" vapor barrier between the interior and the aluminum tubes
- » 40K BTU high performance furnace
- » 5K BTU electric fireplace
- » Double insulated baggage doors
- » Ducted heat to underbelly with cold air return
- » Enclosed cable operated gate valves
- » Enclosed exterior docking station with black tank flush
- » Heated and enclosed underbelly
- » R-17 block foam insulation in sidewalls with 3/4" vapor barrier
- » R-38 reflective foil insulation in ceiling and underbelly

OPTIONS

- » 20 cu. ft. 12V refrigerator with ice maker
- » Dual pane windows
- » GE 18" residential dishwasher (mandatory)
- » Generator prep - LP
- » Heat pump (main A/C)
- » MORryde® Pinbox
- » Observation camera
- » Slideout awning covers
- » Wall controlled power vent - bathroom
- » Wi-Fi router
- » Xtend Solar II Package (2-200 watt solar panels with 30 amp solar controller and 1800 watt inverter) (Replaces standard Xtend Solar I Package)

SPECIFICATIONS <small>May Include Estimated Values</small>	287RLS	372MBH	390TBS	393TBR
Unloaded Vehicle Weight (lbs.)	TBD	14,030	14,565	TBD
Dry Hitch Weight (lbs.)	TBD	2,930	2,880	TBD
Gross Vehicle Weight Rating (GVWR)	TBD	16,300	16,995	TBD
Cargo (Gross)	TBD	2,270	2,430	TBD
Exterior Length (Pin to Rear)	TBD	42' 3"	41' 9"	TBD
Exterior Length (Overall)	TBD	43' 9"	43' 7"	TBD
Exterior Height	TBD	16' 6"	12' 4"	TBD
Exterior Width	TBD	8' 6"	8' 6"	TBD
Exterior Width (Slides Out)	TBD	14' 9"	14' 10"	TBD
Interior Height (Upper Deck)	TBD	6' 4"	6' 3"	TBD
Interior Height (Lower Deck)	TBD	8' 2"	8'	TBD
Fresh Water Capacity (Gal.)*	TBD	91	75	TBD
Gray Waste Water Capacity (Gal.)	TBD	97	97	TBD
Black Waste Water Capacity (Gal.)	TBD	40	80	TBD
LP Capacity (lbs.)	TBD	80	80	TBD
Tire Size	TBD	16"	16"	TBD
Awning Size	TBD	18', 10'	18', 11'	TBD

LOCAL DEALER INFO

TO LEARN MORE VISIT
openrangerv.com

Open Range RV – Part of the Jayco Family of Companies



Due to continual research and advances, manufacturer reserves the right to change specifications, design, price, and equipment without notice, and assumes no responsibility for any error in the literature. Some items shown are not included as standard or optional equipment.