

OPEN RANGE

2026 TRAVEL TRAILERS

37.5803° N, - 88.4361° W
Herod, Illinois

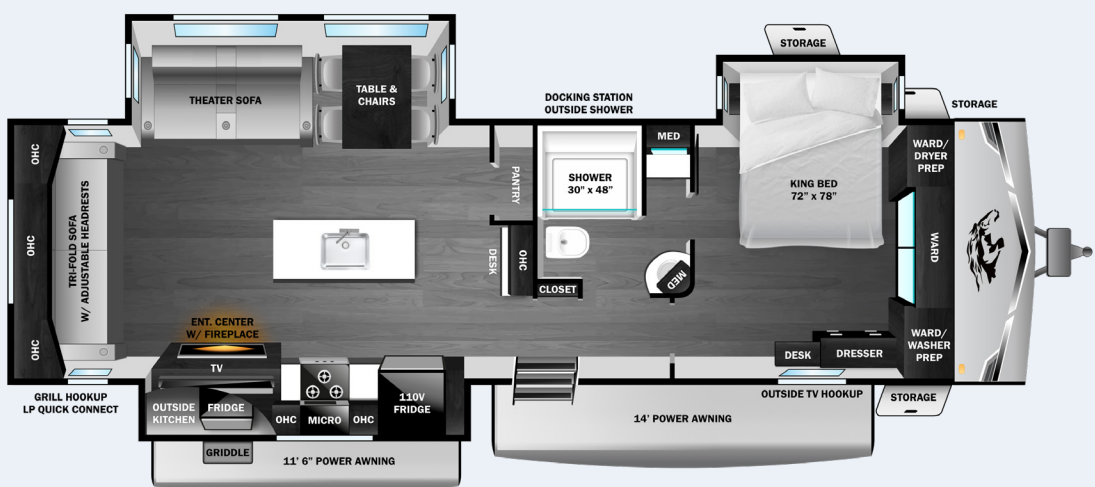


Adventure without Limits

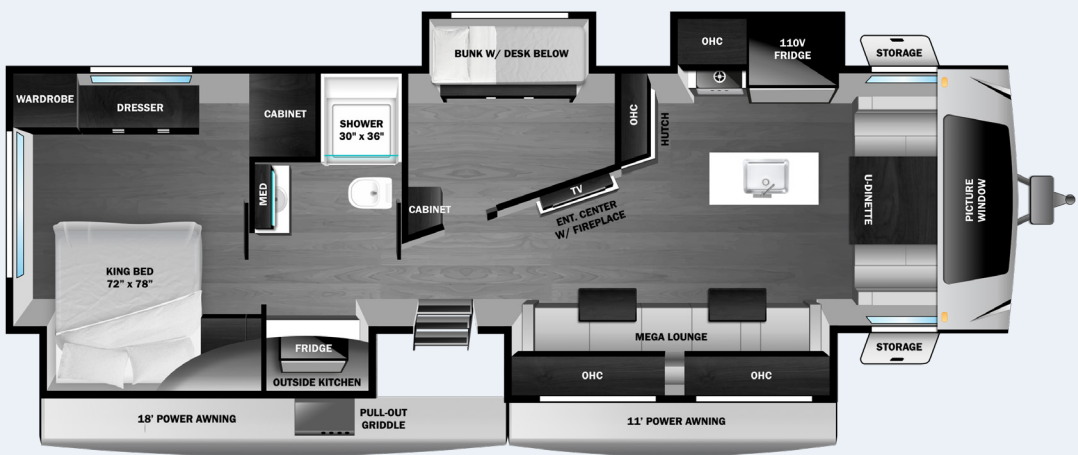




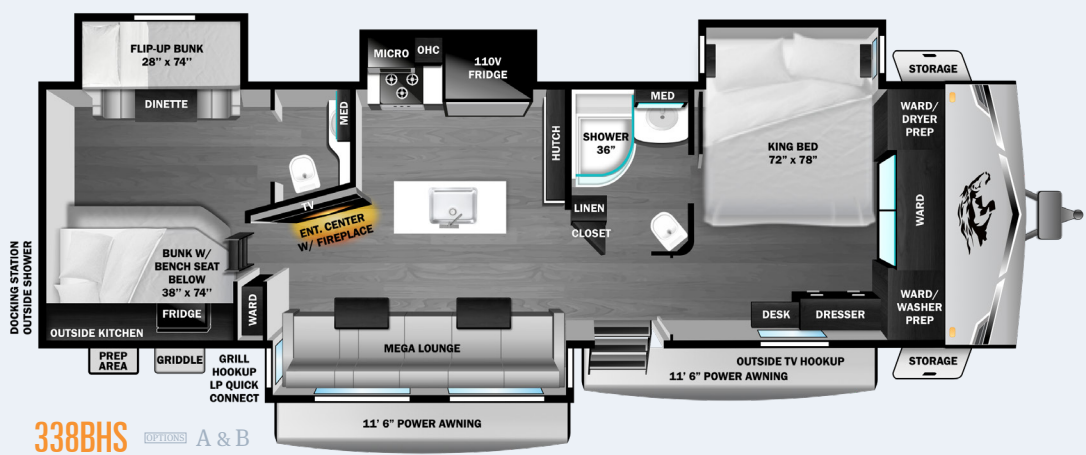
2026 Open Range 335RBS



322RLS OPTION B



335RBS OPTION B



338BHS OPTIONS A & B

OPEN RANGE TRAVEL TRAILER – FLOORPLAN OPTIONS

A



Theater Seat w/Table & Chairs

B



20 cu. ft. 12V
Residential Refrigerator

Optional 21 cu. ft. residential refrigerator (available on all floorplans shown)



STANDARD INTERIOR EQUIPMENT

- » 21 cu. ft. 110V residential refrigerator
- » Residential king bed with storage below
- » 75 lb. ball bearing drawer guides
- » Cable and satellite prep
- » Flush floor slides with residential vinyl flooring
- » Glass shower door
- » Hardwood slideout fascia
- » Large oven and 3-burner range with flush mount glass cover
- » LED interior lighting
- » Observation camera prep
- » Pet/child screen guard on screen door
- » Raised panel hardwood doors
- » Residential microwave
- » Roller blackout night shades
- » Screen Shot (automatic screen door closer)
- » USB ports in bedroom

STANDARD EXTERIOR EQUIPMENT

- » 100" wide body frame
- » A-frame flip up storage tray
- » 2-30 lb. LP bottles
- » 4" tube storage bumper
- » 50 amp service
- » ACCU-SLIDE™ slide system (42" deep 4-corner compression)
- » Battery disconnect switch
- » Brass hanger bushings with wet bolts
- » Equa-Flex® axle suspension
- » Exterior grill/griddle quick connect port
- » Frameless windows
- » Norco™ 5.1 stabilizer system with BAL™ lock arms
- » PVC roofing membrane (limited lifetime warranty)

- » Rear roof access ladder
- » Self-adjusting electric brakes
- » Spare tire
- » TuffShell™ - vacuum bonded laminated construction, reinforced with heavy-duty fiberglass and welded aluminum frames
- » Xtend Solar I Package (1-200 watt solar panel with 30 amp controller)

EXECUTIVE PACKAGE (MANDATORY)

- » 15,000 BTU A/C with quiet residential return air-bedroom
- » 15,000 BTU A/C with quiet residential return air-main living
- » 60K BTU on demand hot water heater
- » Cutting board and sink strainer
- » Dome style digital TV antenna with Wi-Fi prep
- » Interior convenience center light
- » Keyed-Alike® entry and baggage doors
- » Painted fiberglass front cap with LED lighting
- » Power awning with LED lighting
- » Power tongue jack
- » Quick release fresh water drain
- » Residential high-rise faucet with pull-down sprayer
- » Single basin stainless steel under-mount kitchen sink
- » Smart Entertainment HDTV with bluetooth®, Soundbar and Built in Stereo
- » Solid swing-down entry steps
- » Solid-surface kitchen countertops
- » Stainless steel appliances
- » TravelLINK® - Smart RV system that allows for Bluetooth® control of awnings, lighting, slideouts, heating, cooling and more
- » USB/12V charging port

FOUR SEASONS PACKAGE (MANDATORY)

- » Double insulated baggage doors
- » Ducted heat to underbelly with cold air return
- » Enclosed cable operated gate valves
- » Enclosed exterior docking station with black tank flush
- » Heated and enclosed underbelly
- » High performance furnace
- » R-38 reflective foil insulation in ceiling and underbelly
- » R-11 block foam insulation in sidewalls

OPTIONS

- » 20 cu. ft. 12V refrigerator
- » BBQ grill
- » Dual pane windows
- » Heat pump (main A/C)
- » King bed (N/A 330BHS)
- » Norco™ 7.3 Auto Level stabilizer system with BAL™ lock arms
- » Observation camera
- » Slideout awning covers
- » Theater seats and table ipo standard mega lounge sofa (338BHS)
- » Wall controlled power vent - bathroom
- » Wi-Fi router
- » Xtend Solar II Package (2-200 watt solar panels with 30 amp solar controller and 1800 watt inverter) (Replaces standard Xtend Solar I Package)

SPECIFICATIONS

May Include Estimated Values

	322RLS	335RBS	338BHS
Unloaded Vehicle Weight (lbs.)	9,465	10,260	10,260
Dry Hitch Weight (lbs.)	1,275	1,385	1,420
Gross Vehicle Weight Rating (GVWR)	11,500	11,995	12,200
Cargo (Gross)	2,035	1,735	1,940
Exterior Length (Overall)	37' 9"	39' 6"	39' 6"
Exterior Height	11' 1"	11' 1"	11' 1"
Exterior Height with A/C	11' 9"	11' 9"	11' 9"
Exterior Width	8' 4"	8' 4"	8' 4"
Exterior Width (Slides Out)	14' 1"	13' 9"	15' 2"
Interior Height (Overall)	7' 0"	7' 0"	7' 0"
Fresh Water Capacity (Gal.)*	50	43	43
Gray Waste Water Capacity (Gal.)	114	66	66
Black Waste Water Capacity (Gal.)	31	33	66
LP Capacity (lbs.)	60	60	60
Tire Size	16"	16"	16"
Awning Size	11' 6" , 14'	18' , 11'	11' 6" , 11' 6"

LOCAL DEALER INFO

TO LEARN MORE VISIT
openrangerv.com

Open Range RV – Part of the Jayco Family of Companies



Due to continual research and advances, manufacturer reserves the right to change specifications, design, price, and equipment without notice, and assumes no responsibility for any error in the literature. Some items shown are not included as standard or optional equipment. 2033118